




SPECIALIST ACCESS WAY SOLUTIONS



Dok-Guardian Safety Barriers

Heavy Duty Safety Barrier




Group Including: Egmont Doors & totalDOORS

www.ultigroup.co.nz

Dok-Guardian Heavy Duty Safety Barrier




PROTECT YOUR PERSONNEL AND EQUIPMENT



Vacant loading docks create a dangerous 4' drop-off for dock personnel and material handling equipment. The brutal reality of this dangerous drop-off is often recognized only after it is too late. Rite-Hite has a full line of barrier products to make your loading docks safer. Dok-Guardian Safety Barriers help meet the requirements of OSHA Regulation 1910.23 regarding “protection for wall openings and holes.”

Dok-Guardian Safety Barrier

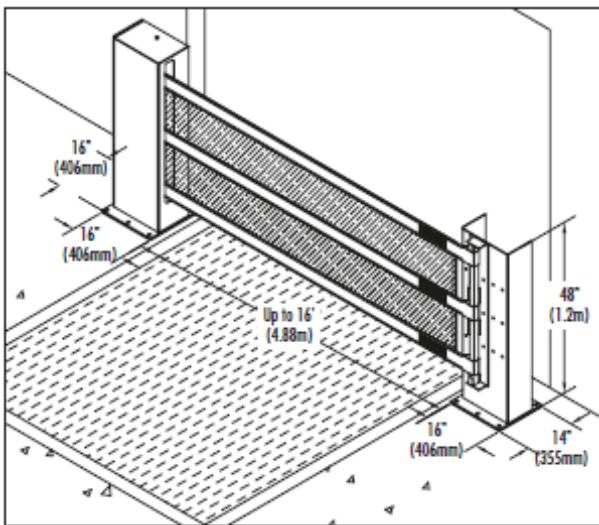
Prevent drop-off accidents on your loading docks.



- } Helps prevent fork trucks, pallet jacks and pedestrians from falling off the loading dock.
- } Manually positioned barrier easily fits across openings up to 16' (4.9 m) wide.
- } Barrier heightens dock drop-off awareness.
- } Warden™ guards provide excellent door track protection.

Specifications:

- } 48" (1.2 m) tall, 1/4" (6.4 mm) steel Warden door guards (roller side and latching side)
- } Warden guards to be painted safety yellow
- } Utilizes (6) 3/4" (19 mm) x 5 1/4" (133.4 mm) anchors each side (included)
- } 5/8" (15.9 mm) x 16" (406 mm) x 16" (406 mm) base plate (roller side)
- } 5/8" (15.9 mm) x 16" (406 mm) x 14" (355 mm) base plate (latching side)
- } Curtain to be red PVC-coated fiberglass mesh with three heavy-duty polyester safety restraint straps
- } Proper setback from the edge of the dock will be determined by the width of the Dok-Guardian
- } 1-year warranty



Barrier will stop a 10,000-lb. (4536 kg) fork truck traveling up to 4 miles per hour (6.44 kph) with little or no damage to the safety barrier.



Unique Warden "pocket" design

Dok-Guardian Safety Barrier



DOK-GUARDIAN Light-Duty Safety Barrier

} Helps prevent carts, pedestrians and non-motorized lift trucks from falling off the loading dock.

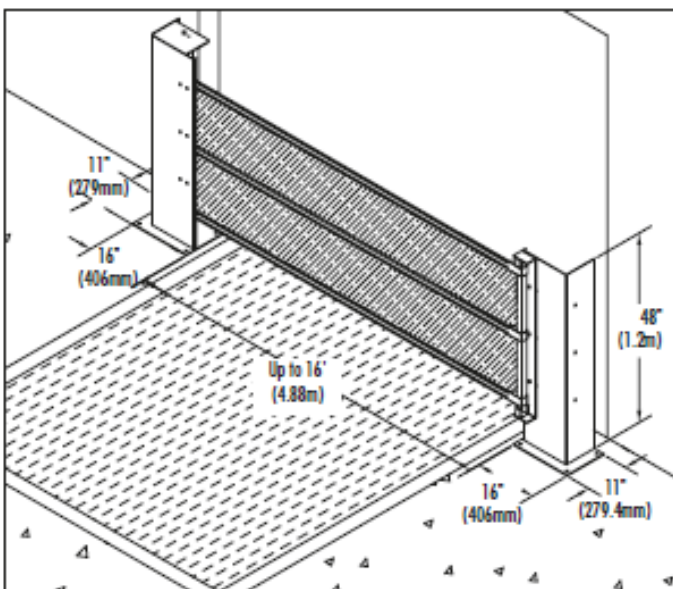
} Barrier will stop a 1,000-lb. (453 kg) load traveling up to 4 miles per hour (6.44 kph) with little or no damage to the safety barrier.

} Manually positioned barrier easily fits across openings up to 16' (4.9 m) wide.

} Warden™ guards provide door track protection.

Specifications:

- } 48" (1.2 m) tall, 3/16" (4.8 mm) steel Warden door guards (roller side and latching side)
- } Warden guards to be painted safety yellow
- } Utilizes (4) 1/2" (12.7 mm) x 51/4" (133.4 mm) anchors each side (included)
- } 1/4" (6.4 mm) x 16" (406 mm) x 11" (279 mm) base plates (roller side and latching side)
- } Curtain to be yellow PVC-coated fiberglass mesh with three polyester safety restraint straps
- } Proper setback from the edge of the dock will be determined by the width of the dok guardian
- } 1-year warranty



Fast, easy activation.



1. To activate, extend barrier across the opening.



2. Latching system ensures safe, strong barrier protection.



3. To store, remove barrier from the latching bracket and walk barrier to non-active position. Barrier automatically retracts.

Dok-Guardian Safety Barrier

Door DOK-GUARDIAN Safety Barrier

Able to withstand only 300 to 800 lbs. of force, conventional sectional doors are no match for material handling equipment. The unique Door Dok-Guardian makes loading docks safer by preventing fork trucks from going through closed doors. The Door Dok-Guardian system also reduces door maintenance costs by eliminating most track and bottom panel damage.

} Loading dock drop-off protection for "closed door policy" facilities.

} Door Dok-Guardian will stop a 10,000-lb. (4536 kg) fork truck traveling up to 4 mph (6.44 kph) with little or no damage.

} Helps companies comply with American Institute of Baking (AIB) and Homeland Security Act.

} Break-away door brackets allow for easy reattachment after significant impact.

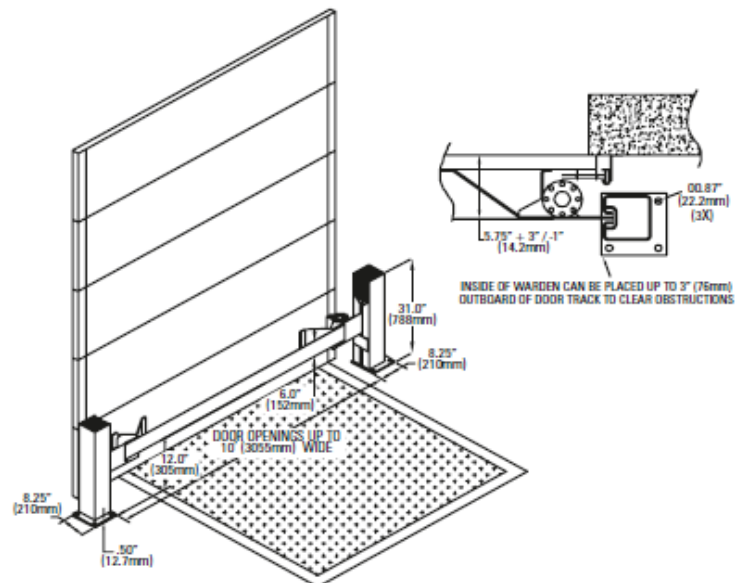
} Heavy-duty nylon strap mounted to bottom door panel automatically positions barrier with the travel of the door.

} Steel impact brackets attached to ends of strap slide into Warden™ door guards when the door is closed.

} Door track protection and impactable bottom panel for lower maintenance costs.

} The heavy-duty Warden door guards are 31" (788 mm) high and constructed of 1/4" (6.4 mm) steel to provide track protection when door is raised for loading/unloading.

} 1-year warranty.





Including: Egmont Doors & totalDOORS



Group Including: Egmont Doors & totalDOORS

0800 807 753 +64 9 407 9619 www.ultigroup.co.nz sales@ultigroup.co.nz

Northland, Auckland, Waikato, Bay of Plenty, Taranaki, Manawatu, Wellington, Marlborough, Nelson, Christchurch