




SPECIALIST ACCESS WAY SOLUTIONS



Uliti Under Leveler Seal



Group Including: Egmont Doors & totalDOORS

www.ultigroup.co.nz

Ulti Under Leveler Seal®



Complete the Seal at your Loading Dock

You're already investing in a dock seal or shelter to control the environmental conditions at your dock doors. Why stop at sealing only three sides of the opening? Complete the job by sealing the fourth side with PitMaster™, the industry's best-selling under-leveler seal.



Ulti Under Leveler Seal


The easy seal for your loading dock's 4th side.

Dirt. Debris. Pests. Heat. Cold. The many reasons you've installed a seal or shelter on your loading dock are the very same reasons you need a PitMaster Under-leveler Seal from Frommelt.

The PitMaster seal goes beyond standard dock leveler weather seals to help keep insects, dust and debris out and heating and cooling energy in by closing off the pit and sealing up air gaps where the leveler, the truck, and the dock seal or shelter all meet.

Keeps docks cleaner

- ☑ Helps prevent dust, pests, debris and refuse from collecting in leveler pits.
- ☑ Keeps your dock area and your entire building cleaner.
- ☑ Promotes improved sanitation and industrial hygiene.




Seals air gaps and "white space" with optional corner seals and filler pads.

- ☑ Closes up the gaps at the dock/trailer level that traditional seals and shelters can't seal.
- ☑ Eliminates small openings and "white space" to help your facility pass AIB inspections.


Keeps employees safer, healthier and more comfortable.

- ☑ Shields employees from the elements.
- ☑ Helps prevent rain, cold air, snow and dust from entering your facility.



Without PitMaster.

This view from inside the dock with the leveler lip on the bed of a trailer clearly shows air gaps and "white space" at the corners of the leveler.



With PitMaster and optional lip corner seals.


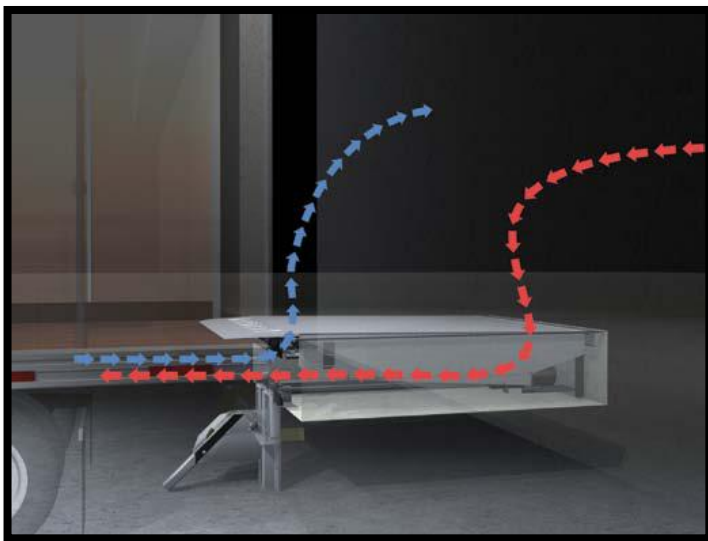
The same view shows how air gaps and "white space" have been effectively closed.

Ulti Under Leveler Seal

Prevent dramatic heat and energy loss through the dock leveler deck.

The front of a typical leveler pit is fully open to the environment outside the building. PitMaster minimizes airflow through openings in the leveler pit. And, it creates an insulating “dead-air” cavity in the pit, reducing transfer of heat into or out of your facility through the steel leveler deck and gaps around it.

The result: Substantial energy savings 24 hours a day, whether or not a trailer is parked at the dock.



Without PitMaster.

Heating or cooling energy can escape your facility through open spaces around the leveler, plus heat is transferred through the leveler deck itself.

With PitMaster and optional lip corner seals.

Air trapped by the PitMaster seal creates a pocket of “dead air” in the leveler pit, which acts as a thermal insulator that reduces heat transfer.

Heat losses add up fast.


Heating energy lost through open air gaps, and through the leveler deck, can be drastically reduced with PitMaster – for savings as high as \$900 per year per dock position in colder climates. Ask your Rite-Hite Representative for details and a free loading dock energy cost analysis for your facility.

| Location | Energy Savings* |
|-----------------|-----------------|
| Minneapolis, MN | \$904 |
| Milwaukee, WI | \$803 |
| Chicago, IL | \$604 |
| Denver, CO | \$534 |
| Trenton, NJ | \$359 |
| Cincinnati, OH | \$344 |
| Nashville, TN | \$272 |
| Dallas, TX | \$237 |
| Los Angeles, CA | \$512 |

- Heating only
- Heating and air conditioning
- Freezer dock

* Typical annual energy savings possible per dock position with PitMaster seal and optional lip corner seals.

Ulti Under Leveler Seal



1. The main sealing curtain made of durable black vinyl is held in place by spring-loaded pivot arms and flexible stays that keep the seal engaged against the leveler and pit sides.

2. The header curtain constantly maintains the seal – even when the dock leveler is in an above-dock position (up to 3").

3. Optional leveler lip corner seals eliminate the hard-to-seal gaps at the corners of the dock leveler.

4. Optional filler pads (shown with optional bumper covers) close the gaps between the leveler and the dock shelter when a truck is in place.

Easy installation.

- ☑ Fits a variety of leveler types with minimal modifications.
- ☑ Installs quickly using common tools.

Money-back guarantee.

- ☑ 12-month money-back customer satisfaction guarantee.
- ☑ The full support you know and expect from Frommelt and Rite-Hite.

Simple maintenance.

- ☑ No regular seal maintenance required.
- ☑ Components can be replaced quickly and easily.
- ☑ Curtain is easily moved for dock equipment maintenance or routine pit cleanout with quick-disconnect feature.





Including: Egmont Doors & totalDOORS



Group Including: Egmont Doors & totalDOORS

0800 807 753 +64 9 407 9619 www.ultigroup.co.nz sales@ultigroup.co.nz

Northland, Auckland, Waikato, Bay of Plenty, Taranaki, Manawatu, Wellington, Marlborough, Nelson, Christchurch